

Web Content

QMod Solutions



quotemedia

Dynamic Web Content Services

QuoteMedia provides a wide array of market data solutions for web display. Preconfigured plug and play solutions are available as well as completely customized solutions.

QuoteMedia's proprietary web delivery system, called QMod, was created with custom libraries for secure market data provisioning as well as ease of integration and unlimited customization. Full portfolio management, alerts and user administrative client management are all available in our Web Content Solution products.



- 02** Introduction
- 04** Content Solutions
- 05-06** QMOD Overview
- 07** Implementation Examples
- 08** QMOD Stock Quotes
- 09** QMOD Financial Charts
- 10** QMOD Insiders
- 11** Contact Information

Content Solutions

QuoteMedia provides an extensive array of dynamic financial information that can be seamlessly integrated with your existing web presence. Our Web Content Solutions feature dynamically updating modules including Stock Quotes, Charts and Analytics, News and Filings, Fundamentals, Investor Relations, Web Portfolios and much more. Full portfolio management, alerts and user administrative client management are all available in our Web Content Solution products.

The QMod System

QuoteMedia's proprietary web delivery system, called QMod, was created for secure market data provisioning as well as ease of integration and unlimited customization. QMod is an extensible market data component JavaScript library used to deliver market data content to web platforms powered by JSON back-ends. With extensibility in mind, QMod can be utilized to build custom applications on demand for clients as well as continue to improve existing and new components with ease.

Rapid Integration

QuoteMedia has easy to implement web-ready solutions allowing for clients to quickly add content to their website. For example Detailed Quote Tab Chart News is a cost-effective and dynamic solution for integrating an amazing amount of financial content into your site. The data returned is compact and customizable, yet it provides for a comprehensive source of information.




QMod Overview

Responsive Content Formatting

QMod delivers content designed for mobile devices and also content specifically designed for a web page. The comprehensive UI framework that gets delivered with QMod allows for components to be designed however we see fit for the job. One example would be a Quote Grid that responsively changes based on device and resolution. Clients can simply follow the documentation provided for the UI framework and build the tools to fit the needs of the delivery.

Robust Templating with Mustache

With a QMod implementation, clients call a tool with the QMod Load method which includes all dependencies required by the component. The component calls the JSON feeds required to deliver data and pushes it all to a template engine called Mustache. Mustache templates are easy to understand and are easily replaced by custom templates. QMod components always use a default template provided with the implementation but offer the flexibility to change the template to a complete custom design, allowing for clients to move or remove any pieces of data presented. For instance, with a product such as a Quote Grid of price and fundamental data, the client can download the template, source their own template, and remove PE Ratio, Close, High and Low by just deleting those sections of HTML and template variables.



QMod UI Framework

Much like Twitter Bootstrap, QMod has a complete UI kit for developing components. Some of the features include responsive grids, buttons, custom styled forms, icon fonts for icon usage, custom headings and more. This framework continues to grow as we continue to develop for clients. The UI Framework is all delivered seamlessly to QMod components with no extra overhead for the client. Clients simply include Qmod.js and receive every feature packaged with the framework.

Secure Authentication

QMod is driven by a new authentication service that authenticates a component to a specific domain which makes it impossible to implement QMod on any other domain not validated by the administration system. The JSON is secured in a JavaScript environment by authenticating the domain with CORS (Cross-Origin Resource Sharing).

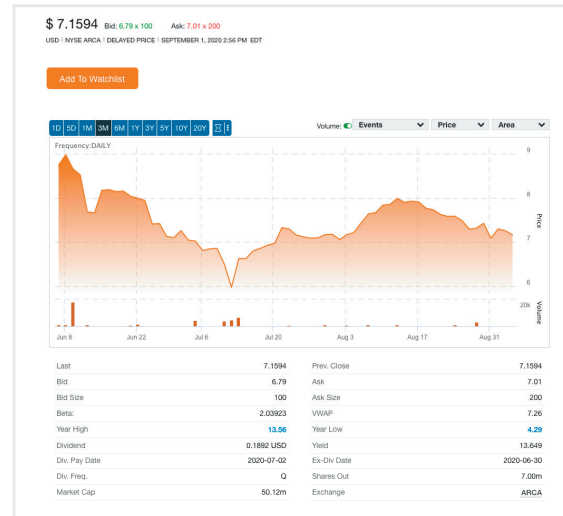
QMod Overview

No Conflict Methodology

QMod delivers dependencies under the QMod object only. The JavaScript library jQuery is heavily used in QMod and is accessible under a custom namespace to prevent collisions with client implementations of jQuery. This is true of all plugins and third party scripts used with the QMod framework such as jQuery plugins, Mustache or any other libraries clients are using on their sites. Custom Component Development for Clients

Custom Component Development for Clients

QMod is designed to facilitate the ability for QuoteMedia developers to quickly design custom applications for clients. Each component has its own Tool Name and Tool Hash that provides for authentication and component usage tracking. Simple modifications to existing components can be done very quickly for clients (custom template overrides), or by clients themselves. QuoteMedia can also build custom components as specified by the client. Even custom components can be delivered quickly, soon after the client requests it, of course depending on the complexity of the custom component.



Synchronous Dependency Loading

QMod is designed to load all required components synchronously to prevent scripts from trying to execute items that have not yet loaded. The default behavior of a browser renderer is to load things asynchronously (loading tasks before the previous one has finished). This can create a lot of issues with JavaScript execution that relies on code bits from another JavaScript source. QMod's own loader prevents that behavior and loads tasks when the previous task has completed.

Error Handling and Reporting

Currently, QMod reports all errors to the browsers' JavaScript console, allowing for easy implementation by clients. Clients can also customize on-page errors in the case of a tool error.

“QMod is the future of content delivery for the financial industry and is much more flexible than competitor implementations of web content. QMod is easy to implement, easy to customize and allows for total customization of client components and pages. QMod is the future of dynamic financial web content.”

Implementation Examples

Stockhouse
Taking it to the Street. in today and have your say! It's FREE! [Sign In](#) | [Join Now](#)

Community Markets News Portfolio DealRoom Search Companies, etc

Quote | Bullboard | News | Opinion | Profile | Piers | Filings | Financials | Options | Price History | Ratios | Ownership | Insiders | Valuation

CITIGROUP INC **MLPC**
Consumer Cyclical Advertising Agencies

\$7.1594 Bid: 6.79 x 100 Ask: 7.01 x 200
USD | NYSE ARCA | DELAYED PRICE | SEPTEMBER 1, 2020 2:56 PM EDT

[Add to Watchlist](#)

Frequency: DAILY
Volume: Events Price Area

Last: 7.1594 Prev. Close: 7.1594
Bid: 6.79 Ask: 7.01
Bid Size: 100 Ask Size: 200
Beta: 2.03923 VWAP: 7.26
Year High: 13.56 Year Low: 4.29
Dividend: 0.1892 USD Yield: 13.649
Div. Pay Date: 2020-07-02 Ex-Div Date: 2020-06-30
Div. Freq: Q Shares Out: 7.00m
Market Cap: 50.12m Exchange: ARCA

TMX MONEY MARKET | STOCKLISTS & TOOLS | NEWS & UPDATES

TSX EXCHANGE
SEP 4, 2020 3:24 PM ET

Royal Bank of Canada
SECTOR: FINANCIAL SERVICES INDUSTRY: BANKS

REAL TIME PRICE: **\$97.27** CHANGE: **-0.57** (0.58%) VOLUME: **1,673,717**

[+ ADD TO WATCHLIST](#) [SUBSCRIBE TO ALERTS](#)

RY is ranked highly on these Stocklists:
TOP PRICE PERFORMER Stocks that have outperformed the market.
TOP VOLUME The most actively traded stocks of the past 10 days.
TOP FINANCIAL SERVICES Financial Services companies that are outperforming their peers.

TIMEFRAME: 1D 5D 1M 3M 6M 1Y 3Y 5Y 10Y 20Y 30Y ADVANCED CHART

Looking for more charting capabilities? [GET PREMIUM CHARTING](#)

Nasdaq MARKET ACTIVITY NEWS + INSIGHTS SOLUTIONS ABOUT

Royal Bank of Canada Common Stock (RY) **\$74.2501**
-0.2699 (-0.36%)
BID/ASK OF NYSE ARCA (100 SHARES)

[+ ADD TO WATCHLIST](#) [+ ADD TO PORTFOLIO](#)

QUOTES Summary Real Time After-Hours Pre-Market Charts

NEWS & ANALYSIS News Press Releases Analyst Research

Dividend History Historical Quotes Financials Earnings P/E & P/B Ratios Option Chain Short Interest Institutional Holdings Insider Activity SEC Filings Additional Data on [old.nasdaq.com](#)

Key Data

Exchange	NYSE	Market Cap	105,797,458,000
Sector	Financials	P/E Ratio	12.78
Industry	Commercial Banks	Forward P/E 1 Yr.	13.50
1 Year Target	\$80.41	Earnings Per Share(EPS)	\$5.82
Today's High/Low	\$75.49/\$73.72	Annualized Dividend	\$3.311
Share Volume	714,885	Ex Dividend Date	Oct 23, 2020
Average Volume	1,034,284	Dividend Pay Date	Nov 24, 2020
Previous Close	\$74.52	Current Yield	4.276
52 Week High/Low	\$82.74/\$49.55	Beta	1

NASDAQ REAL TIME QUOTES MARKET DATA STOCK QUOTES ALL NEWS PUBLICATIONS CALCULATORS DAY VIEWS FEEDS TOOLS | BECOME AN INVESTOR | INVESTORS

Get a quote:

Stock Quote Pricing and News Company Analysis Company Profile Filings Insiders Key Ratios Price History

Royal Bank of Canada (RY) **\$70.47** **0.48** (0.69%)
BID: 70.45 x 100 ASK: 70.47 x 100
November 1, 2020 2:49 PM EDT
USD - New York STOCK EXCHANGE | DELAYED PRICE

Valuation Quote

Last	70.47	Volume	378,896
5 Day	0.48	5 Day	2.87%
Open	70.43	Prev. Close	69.99
High	70.70	Low	69.82
Bid	70.45	Ask	70.45
Bid Size	100	Ask Size	100
Beta	0.94143	Yield	0.54142
Year High	82.28	Year Low	62.28
Dividend	1.98120	Yield	1.52142
Div. Pay Date	2020-11-24	Ex-Div Date	2020-11-24
Div. Freq	Q	Total Shares	26
Market Cap	100,220	Shares Out	100,220
P/B Ratio	1.88	Exchange	NYSE

Market Summary

NASDAQ Composite: **10,911.59** **0.24.00**
 NASDAQ Composite: **10,911.59** **0.24.00**
 NASDAQ Composite: **10,911.59** **0.24.00**

Market Data

Exchange	ADD	DEC	UNEMP	APR 100	DEC 19F	Total Volume	52w-Hi	52w-L
5 Day	0.48	0.69%	0.69%	0.48	0.69%	0.69%	0.69%	0.69%
Open	70.45	69.99	69.99	70.45	69.99	69.99	69.99	69.99
High	70.70	69.82	69.82	70.70	69.82	69.82	69.82	69.82
Bid	70.45	70.45	70.45	70.45	70.45	70.45	70.45	70.45
Bid Size	100	100	100	100	100	100	100	100
Ask Size	100	100	100	100	100	100	100	100
Beta	0.94143	0.94143	0.94143	0.94143	0.94143	0.94143	0.94143	0.94143
Year High	82.28	82.28	82.28	82.28	82.28	82.28	82.28	82.28
Dividend	1.98120	1.98120	1.98120	1.98120	1.98120	1.98120	1.98120	1.98120
Div. Pay Date	2020-11-24	2020-11-24	2020-11-24	2020-11-24	2020-11-24	2020-11-24	2020-11-24	2020-11-24
Div. Freq	Q	Q	Q	Q	Q	Q	Q	Q
Market Cap	100,220	100,220	100,220	100,220	100,220	100,220	100,220	100,220
P/B Ratio	1.88	1.88	1.88	1.88	1.88	1.88	1.88	1.88

QMOD

Stock Quotes

QuoteMedia has comprehensive Insider Coverage

QuoteMedia has developed an amazing plug and play delivery system (we call it QMod) so that you can quickly add not only stock quotes, but news and research, to your website in no time.

All of our Financial Widgets are 100% customizable to create your own solution. And all of these Financial web tools are powered by QuoteMedia's premium data solutions, with full coverage of equities, options, mutual funds, forex, commodities, rates and more.

Our quote products are all mobile device friendly (fully responsive), scaling to fit any computer or mobile device. And all of our data products are "smart", displaying entitlement-based market data. This means that the products can return delayed or real-time data based on what the viewer is entitled to see.

Microsoft Corporation (MSFT)

\$ 145.96 ▲ 1.70 | 1.18%
Bid: 146.00 x 1000 Ask: 146.05 x 200
Volume: 16,747,887
After Hours: \$ 146.02 0.06 | 0.04% Volume: 527,518
USD | NASDAQ GLOBAL SELECT | DELAYED PRICE | MARKET CLOSED

Detailed Quote



News and Media

- 4:55 PM [Why Apple Is Still A Growth Company](#) SeekingAlpha
- 3:49 PM [Top Performing Leveraged ETFs](#) Zacks
- 3:32 PM [WisdomTree U.S. Large Cap Dividend ETF: Favorable Outlook Continues](#) SeekingAlpha

QMOD

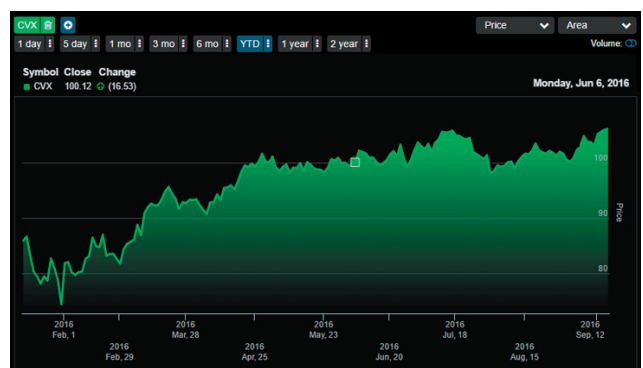
Financial Charts

Dynamic Intraday and Historical Charts

QuoteMedia has an extensive array of charting for all instrument types, including Stocks, Options, Indices, ETFs and Mutual Funds, Forex and Rates data. Several charting styles are available, such as candlesticks, area, lines and bars to view latest market data. All of our charts are completely customizable to match the look and feel of any website, and to satisfy the requirements of any user.

Our comprehensive line of charting solutions ranges from basic Stock or Index charts, Investor Relations Stock Charts, or comprehensive interactive HTML5 Financial Charts. QuoteMedia charting libraries are all plug and play, quickly providing a user with up-to-date information about an individual stock, index or market at a glance. Advanced dynamic interactive charting includes analytics and comparative charting, as well as extensive technical studies for the most sophisticated user.

QuoteMedia Provides Fully Customizable Charting Libraries:



QMOD

Insiders

QuoteMedia has comprehensive Insider Coverage

Company insiders have the right to buy and sell securities of their own company so long as they are complying with securities laws and rules that, among other things, prohibit making use of "material" non-public information. Securities regulators also require insiders to report any transactions they are involved with that relate to the company.

QuoteMedia makes this vital insider buying and selling information available in a variety of products, allowing you and your site visitors to assess what positions are being taken by those who are truly in the know.

QuoteMedia offers complete coverage of Insider activities for US and Canadian exchanges, including:

List of all Insiders:

- Acquisitions (non open market)
- Sales
- Exercise of Options
- Number of Insider Trades
- Number of Buys
- Number of Sales
- Net Activity
- Proposed Sales
- And more...

General Electric Co (GE)

Insiders

Name: Transaction:

Date	Name	Shares	Transaction	Value
04/30/15	Mary L. Schapiro , Director	7,000	Buy at \$27.22 per share.	\$190,540
04/30/15	Francisco D'Souza , Director	36,500	Buy at \$27.26 per share.	\$994,990
04/23/15	Jan R. Hauser , Vice President	1,490	Disposition at \$26.89 per share.	\$40,066
04/23/15	Jan R. Hauser , Vice President	4,000	Option Exercise at \$0.00 per share.	\$0
04/22/15	Marin F. Dekkers , Director	20,000	Buy at \$26.93 per share.	\$538,600
04/20/15	James F. Rohr , Director	20,000	Buy at \$27.15 per share.	\$543,000
02/19/15	W. Geoffrey Beattie , Director	400,000	Buy at \$25.00 per share.	\$10,000,000
02/18/15	W. Geoffrey Beattie , Director	400,000	Buy at \$25.24 per share.	\$10,096,000
11/26/14	Elizabeth J. Comstock , Senior Vice President and Chief Marketing Officer	12,300	Sell at \$26.82 per share.	\$329,896
11/26/14	Elizabeth J. Comstock , Senior Vice President and Chief Marketing Officer	257,549	Disposition at \$26.79 per share.	\$6,899,738
11/26/14	Elizabeth J. Comstock , Senior Vice President and Chief Marketing Officer	350,000	Option Exercise at \$11.95 per share.	\$4,182,500
11/26/14	Elizabeth J. Comstock , Senior Vice President and Chief Marketing Officer	48,432	Disposition at \$26.79 per share.	\$1,297,493
11/26/14	Elizabeth J. Comstock , Senior Vice President and Chief Marketing Officer	370,000	Option Exercise at \$11.95 per share.	\$4,169,900
11/26/14	Elizabeth J. Comstock , Senior Vice President and Chief Marketing Officer	48,430	Disposition at \$26.79 per share.	\$1,202,990
11/26/14	Elizabeth J. Comstock , Senior Vice President and Chief Marketing Officer	70,000	Option Exercise at \$9.57 per share.	\$669,900
11/26/14	Daniel C. Heintzelman , Vice Chairman, Enterprise Risk and Operations	93,430	Disposition at \$26.79 per share.	\$2,502,990
11/26/14	Daniel C. Heintzelman , Vice Chairman, Enterprise Risk and Operations	140,000	Option Exercise at \$9.57 per share.	\$1,339,800

Page 1 of 35 [Next Page](#)

[View Section 16 Filings \(Forms 3, 4, 5\) for GE](#)

[Insider Summary For GE](#)

Contact Us

QuoteMedia has a variety of market data solutions. We would be happy to discuss all of your options, and help you find the solution that best fits your business model.

Please contact a QuoteMedia account representative and we will answer any further questions you might have regarding QuoteMedia Data Feed products, or any of QuoteMedia's other financial information solutions.

Call Toll Free: 1 844 485-8200

Outside North America: 1 250 586-9943

Email Us: sales@quotemedia.com

Visit Online: www.quotemedia.com